

SAZ CAPITAL SECURITIES (PVT)
LIMITED


UNAUDITED ACCOUNT
DECEMBER 31st ,2020

SAZ CAPITAL SECURITIES (PRIVATE) LIMITED
STATEMENT OF FINANCIAL POSITION
AS AT December 31, 2020

	<i>Note</i>	Dec-20 (Rupees)	Jun-20 (Rupees)
ASSETS			
NON CURRENT ASSETS			
Property and equipment		18,779,478	15,208,473
Intangible assets		2,500,000	2,750,000
Long term Investment		19,703,821	19,957,621
Long term deposits		2,126,500	1,876,500
Deferred Tax Asset		2,705,567	2,863,279
		45,815,366	42,655,872
CURRENT ASSETS			
Investment at fair value through profit and loss		10,668,861	11,145,414
Tax refundable		-	5,575,700
Trade debts		11,961,887	508,585
Advances, deposits, prepayments and other receivables		21,346,942	14,815,252
Cash and bank balances		245,689,311	213,077,400
		289,667,001	245,122,351
		<u>335,482,366</u>	<u>287,778,223</u>
EQUITY AND LIABILITIES			
SHARE CAPITAL AND RESERVES			
Issued, subscribed and paid-up capital		92,500,000	92,500,000
Unappropriated profit/(loss)		103,204,545	98,787,475
Surplus/(Deficit) - Investment at fair value through other comprehensive income		-	145,680
		195,704,545	191,433,156
CURRENT LIABILITIES			
Trade and other payable		139,777,821	96,345,067
CONTINGENCIES AND COMMITMENTS			
		<u>335,482,366</u>	<u>287,778,223</u>

The annexed notes form an integral part of these financial statements.



CHIEF EXECUTIVE


DIRECTOR


SAZ CAPITAL SECURITIES (PRIVATE) LIMITED
STATEMENT OF PROFIT OR ACCOUNT
FOR THE HALF YEAR DECEMBER 31, 2020

	Dec-20 (Rupees)	Jun-20 (Rupees)
Revenue from Contract with Customers	11,056,376	9,756,747
Operating and administrative expenses	(11,880,330)	(22,789,121)
Loss allowance		-
Other income	10,131,641	17,825,549
NET PROFIT/(LOSS) BEFORE TAXATION	9,307,687	4,793,175
Taxation	-	1,681,985
NET PROFIT/(LOSS) AFTER TAXATION	9,307,687	6,475,160

The annexed notes form an integral part of these financial statements.



CHIEF EXECUTIVE



DIRECTOR